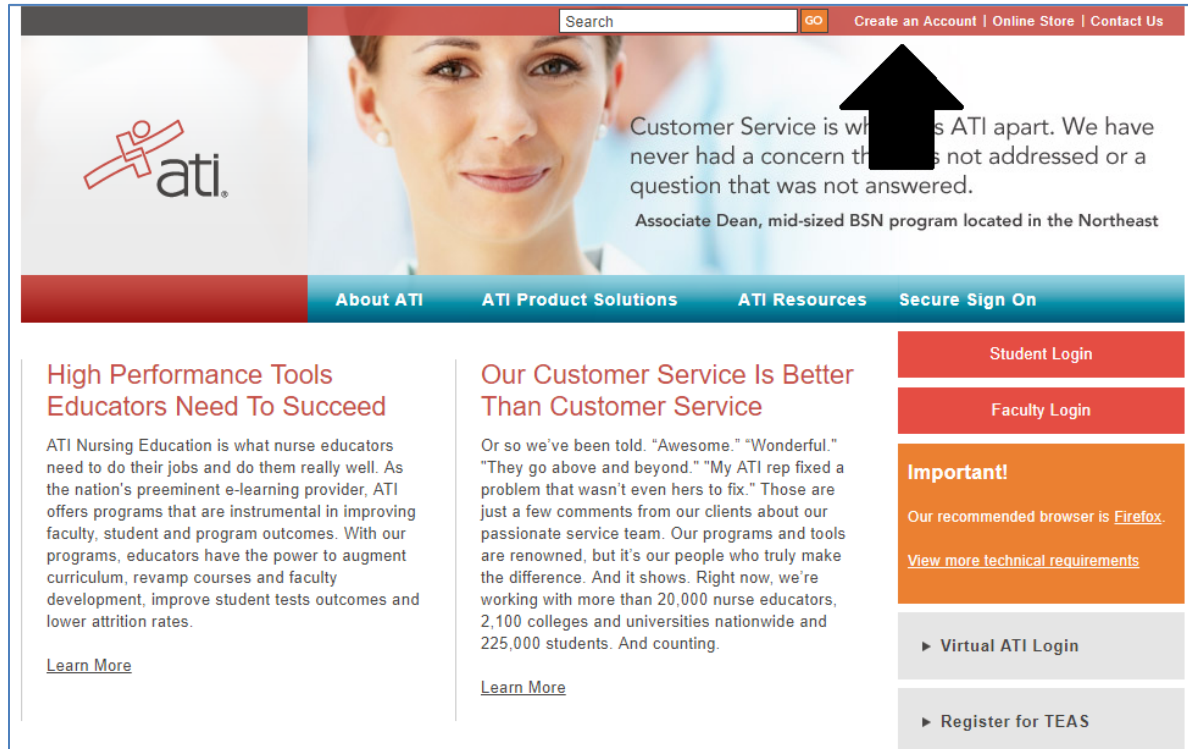



Creating an Account for TEAS through ATI

Go to www.atitesting.com and click on "Create an account" at the top of the screen.



The screenshot shows the ATI website homepage. At the top, there is a search bar and navigation links for "Create an Account", "Online Store", and "Contact Us". A black arrow points to the "Create an Account" link. Below the navigation bar is a hero section with the ATI logo on the left and a testimonial on the right. The testimonial features a photo of a woman and text that reads: "Customer Service is what sets ATI apart. We have never had a concern that was not addressed or a question that was not answered. Associate Dean, mid-sized BSN program located in the Northeast". Below the hero section is a teal navigation bar with links for "About ATI", "ATI Product Solutions", "ATI Resources", and "Secure Sign On". The main content area is divided into three columns. The left column has the heading "High Performance Tools Educators Need To Succeed" and a paragraph of text about ATI's e-learning programs, followed by a "Learn More" link. The middle column has the heading "Our Customer Service Is Better Than Customer Service" and a paragraph of testimonials, followed by a "Learn More" link. The right column contains a red "Student Login" button, a red "Faculty Login" button, an orange "Important!" box with a link to "View more technical requirements", and two grey buttons: "Virtual ATI Login" and "Register for TEAS".

Search [Create an Account](#) | [Online Store](#) | [Contact Us](#)

 Customer Service is what sets ATI apart. We have never had a concern that was not addressed or a question that was not answered.
Associate Dean, mid-sized BSN program located in the Northeast

[About ATI](#) [ATI Product Solutions](#) [ATI Resources](#) [Secure Sign On](#)

High Performance Tools Educators Need To Succeed

ATI Nursing Education is what nurse educators need to do their jobs and do them really well. As the nation's preeminent e-learning provider, ATI offers programs that are instrumental in improving faculty, student and program outcomes. With our programs, educators have the power to augment curriculum, revamp courses and faculty development, improve student tests outcomes and lower attrition rates.

[Learn More](#)

Our Customer Service Is Better Than Customer Service

Or so we've been told. "Awesome." "Wonderful." "They go above and beyond." "My ATI rep fixed a problem that wasn't even hers to fix." Those are just a few comments from our clients about our passionate service team. Our programs and tools are renowned, but it's our people who truly make the difference. And it shows. Right now, we're working with more than 20,000 nurse educators, 2,100 colleges and universities nationwide and 225,000 students. And counting.

[Learn More](#)

[Student Login](#)

[Faculty Login](#)

Important!
Our recommended browser is [Firefox](#).
[View more technical requirements](#)

▶ [Virtual ATI Login](#)

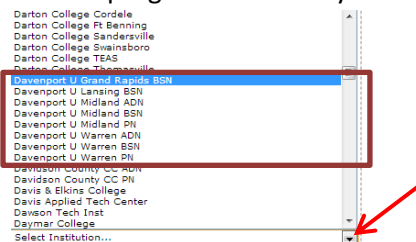
▶ [Register for TEAS](#)

The account creation page is divided into 7 areas:

The screenshot shows the ATI account creation page with seven numbered callouts:

- 1**: Personal Information (First Name, Middle Initial, Last Name, User Name, Email, Confirm email, Confirm new password)
- 2**: Password Retrieval (Security questions 1, 2, and 3)
- 3**: Institution (Institution dropdown, Student/Employee ID, Credentials, Non-degree seeking checkbox, Expected Graduation Month/Day/Year)
- 4**: Home (Country, Address 1-3, City, State/Province/Zip/Postal Code, Phone)
- 5**: Demographics (Gender, Select Gender, Primary language, Race, Birth date)
- 6**: Subscriptions, Updates & Notes (Consent checkbox for sharing information)
- 7**: Terms and Conditions (ASSESSMENT TECHNOLOGIES INSTITUTE, LLC, TERMS AND CONDITIONS, Consent checkbox)

- 1) Your name, e-mail address and the selection of a user name and password
- 2) Selection of security questions for retrieval of your password
- 3) Your Davenport information
 - a) On the drop-down menu under “Select Institution” you will need to select the campus and program for which you are signing up for testing:



- b) Be sure to include your DU Student ID. (Can be found on your Acceptance to DU letter or call your advisor.)
- 4) Your address and phone number
- 5) Demographic information about you
- 6) ATI requesting permission to allow Davenport access to your scores and to be able to look up your username and password for you if you forget it. Linked to that permission, you must allow them to send you information about your account as well as advertisements for products and events.
- 7) Terms and Conditions agreement (You must check the “Yes, I agree” box.)